


VENTS Style Duo Series



Innovative two-speed domestic extract fan with automatic shutters, low-noise operation and low energy consumption with the capacity of up to 90 m³/h

Application

- Innovative extract fan with stylish design for enhanced comfort level in shower rooms, bathrooms, kitchens, and other residential premises.
- Maximum air flow combined with low noise level provide the ideal microclimate.
- Intermittent or continuous ventilation of bathrooms, shower rooms, kitchens and other utility spaces.
- Mounting into ventilation shafts or connection to Ø 100 mm air ducts.

Design

- The casing and the impeller are made of high-quality and durable UV-resistant plastic.
- Due to its modern look the fan is compatible with any interior design.
- Specially designed impeller aerodynamic profile provides high air flow and low noise.
- A shortened spigot for mounting into a ventilation shaft or direct connection to Ø 100 mm air ducts.
- The fan exhaust spigot incorporates specially designed air rectifiers to reduce air turbulence, noise level and boost air pressure.
- High ingress protection rating makes the fan an ideal bathroom ventilation solution. The electronic components are protected with tight covers.

- The integrated thermal actuator enables smooth opening and closing of the front panel to prevent backdrafting.



Motor

- The motor is equipped with a new energy efficient two-speed ball bearing motor with low energy demand.
- Maintenance-free bearings contain enough grease for 40 000 hrs of non-stop operation.
- Motor on special anti-vibration dampers for vibration absorbing and silent operation.
- Motor equipped with electric overheating protection.

Modifications and options



VENTS 100 Style Duo T: equipped with a non-adjustable turn-on delay timer (60 s), an adjustable turn-off delay timer (from 2 to 30 minutes), and an interval timer (from 6 to 24 hours).



VENTS 100 Style Duo TH: equipped with a non-adjustable turn-on delay timer (60 s), an adjustable turn-off delay timer (from 2 to 30 minutes), and a humidity sensor adjustable from 60 % to 90 %.

Control

Manual:

- The fan is controlled by a room light switch (not included in the delivery set).

Automatic:

- By the T timer. The built-in timer switches the fan to high speed in 60 seconds after the external switch closes and allows it to operate at high speed for 2-30 minutes after the external switch opens. Then the fan returns to the previous operation mode. When the interval timer is activated, the fan will also turn on every 6, 12 or 24 hours depending on the selected interval and operate at the first speed for the time specified by the turn-off delay timer (from 2 to 30 minutes).
- By the humidity sensor and the TH timer. If the humidity level in the room exceeds the sensor threshold (60-90 %), the fan will automatically switch to high speed and continue running from 2 to 30 minutes (specified by the timer) after the humidity returns to normal levels. When the fan is turned on using the room light switch, it will turn on at low speed with a time delay of 60 s, and after opening the switch it will continue to operate for the time specified by the turn-off delay timer (from 2 to 30 minutes).




Accessories



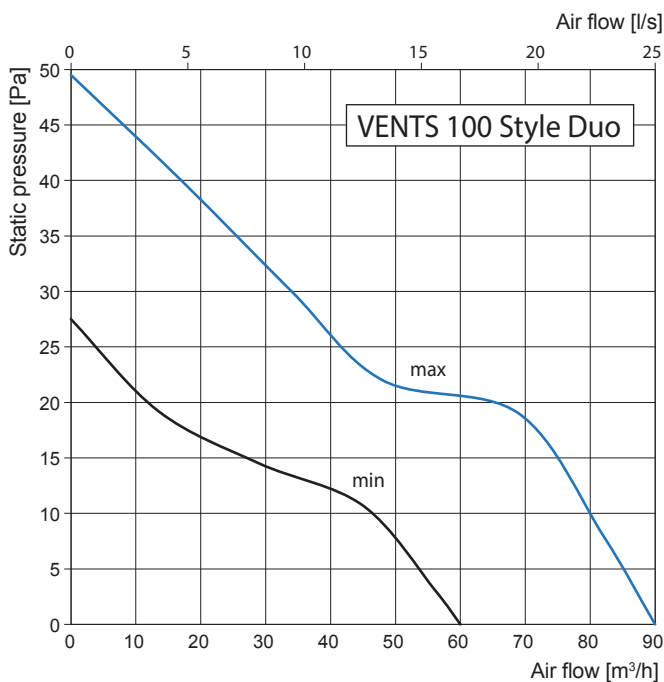
Technical data

Model	Speed	Voltage [V/50 Hz]	Power consumption [W]	Current [A]	RPM [min ⁻¹]	Maximum air flow [m ³ /h]	Sound pressure level at 3 m [dBA]	Weight [kg]	IP
VENTS 100 Style Duo	min	220-240	6	0.039	1850	60	22	0.55	44
	max		8.5	0.063	2400	90	25		

Design features

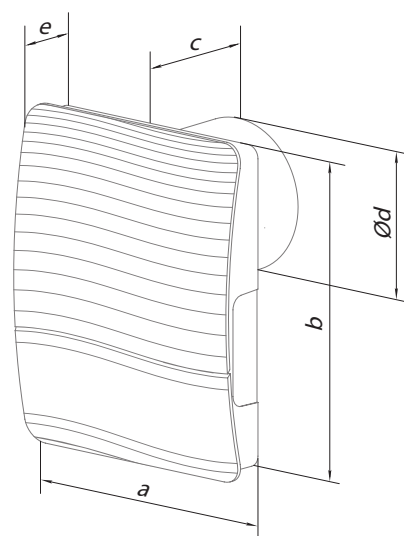


Aerodynamic characteristics



Overall dimensions

Model	Dimensions [mm]				
	a	b	c	Ø d	e
VENTS 100 Style Duo	175	221	77	99	39



Certificates



The fans meet the applicable safety and electromagnetic compatibility standards.